

Exposed downlights



MALTA R 40 3000K / 4000K

LED integrated

voltage: 230V	LED 32W 2700lm 3000K		
IP20	LED 32W 2700lm 4000K		
technical	installation place		
specification	beam angle: 115°		

COLOUR / NEW INDEX NO.

- 3000K WHITE (WH) **AZ4245**
- 3000K BLACK (BK) **AZ4247**
- 4000K WHITE (WH) **AZ4246**
- 4000K BLACK (BK) **AZ4248**




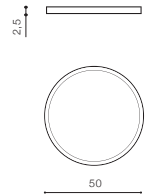
MALTA R 50 3000K / 4000K

LED integrated

voltage: 230V	LED 42W 3400lm 3000K		
IP20	LED 42W 3200lm 3000K		
technical	installation place		
specification	beam angle: 115°		

COLOUR / NEW INDEX NO.

- 3000K WHITE (WH) **AZ4249**
- 3000K BLACK (BK) **AZ4251**
- 4000K WHITE (WH) **AZ4250**
- 4000K BLACK (BK) **AZ4252**



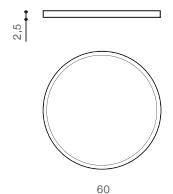
MALTA R 60 3000K / 4000K

LED integrated

voltage: 230V	LED 48W 4100lm 3000K		
IP20	LED 48W 4400lm 4000K		
technical	installation place		
specification	beam angle: 115°		

COLOUR / NEW INDEX NO.

- 3000K WHITE (WH) **AZ4253**
- 3000K BLACK (BK) **AZ4255**
- 4000K WHITE (WH) **AZ4254**
- 4000K BLACK (BK) **AZ4256**



* - EXPLANATION SHORTCUT PAGE 2 (E)

